



# INDUSTRIAL DUTY

## Submersible Contractor Pump

- **Cast Iron w/Stainless Steel Motor Housing**
- **Hi Chromium (HC<sub>1</sub>) Steel Impeller and Cover for Wear Resistance and Durability**
- **Superior Motor Design for Quiet, Low Noise Operation**
- **Silicon Carbide Mechanical Seals Plus Shaft Seal**
- **3" and 4" Models Feature Companion Flange Connection**
- **230 VAC @ 60 hZ**
- **Single or 3 Phase Available**
- **2", 3" or 4" NPT**
- **1 to 7.5 Horsepower**
- **Max. Temperature 104° F**
- **UL/CSA Listed**

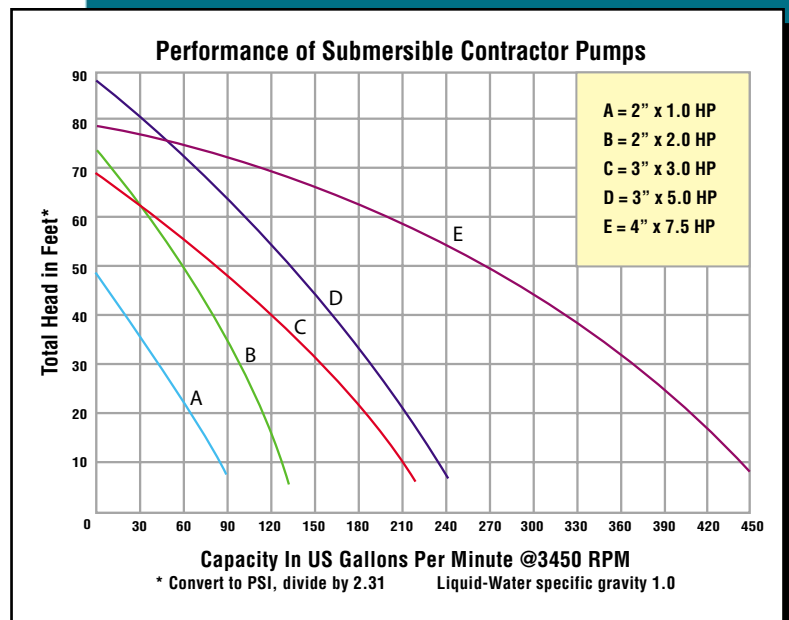
AMT Submersible Contractor Pumps are intended for use in residential, commercial and industrial settings. Applications include: Construction sites, waste water, storm water, farming, irrigation, excavation, mining, marine, basement and other general drainage applications involving sediment laden liquids with solids up to 3/8" in diameter.

Self-cleaning impeller featuring abrasion-resistant high chromium steel construction for durability. Pumps have a 3450 RPM electric motor fitted with an unfinished power cord that requires field wiring (no controls are supplied). Motors are rated continuous duty and single phase models have thermal overload protection.

AMT Submersible Contractor Pumps are reliable, cost effective, low maintenance and many are readily available "Off-the-shelf" for fast 24 hour shipment. For use with non-flammable liquids compatible with pump component materials.



**Model 5771-95**



# SUBMERSIBLE CONTRACTOR PUMPS

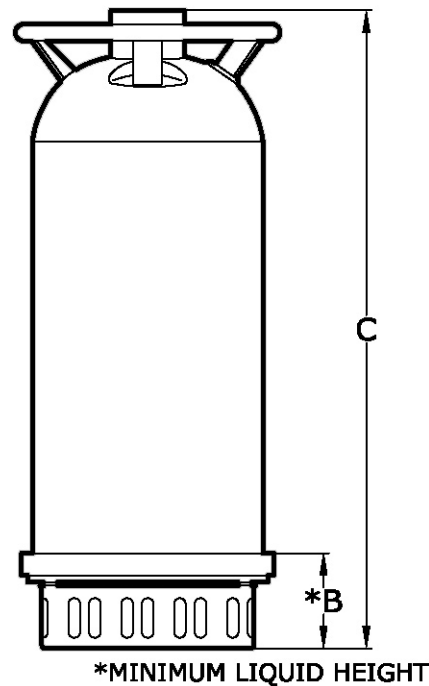
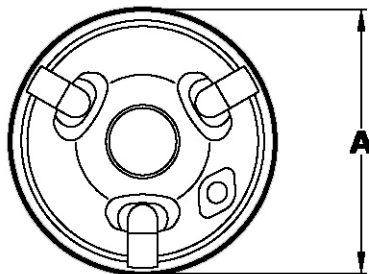
AMT P/N	Curve	Port +NPT	HP	PH	VAC @ 60 Hz	Full Load Amp	Ship Wt (Lbs)	A	B	C	Max. Solids Dia.	Cord Length
5771-95	A	2	1	1	230	7.0	51	8.3	2.8	19.3	3/8"	18'
5773-95	B	2	2	1	230	10.9	103	9.0	3.2	25.6	3/8"	32'
5777-95	C	3	3	1	230	17.2	110	9.0	3.2	26.4	3/8"	32'
577A-95	D	3	5	3	230	13.9	110	9.2	4.0	23.9	3/8"	32'
577D-95	E	4	7.5	3	230	19.4	172	10.7	5.0	28.4	3/8"	32'

+Standard Female NPT

NOTE: Dimensions are in inches and have a tolerance of  $\pm 1/8"$

NOTE: Electric Supply for ALL motors must be within  $\pm 10\%$  of nameplate voltage (Ex: 230V = 203 to 253)

## Pump Dimensional and Specification Data



\*MINIMUM LIQUID HEIGHT

## Standard Features

- > Cast Iron Construction
- > Hi Chromium (HC<sub>7</sub>) Impeller and Cover
- > Stainless Steel Motor Housing
- > Silicon Carbide Seal with Shaft Seal
- > UL/CSA Listed
- > 32 Ft. Cord (No Plug)
- > Suction Screen
- > Carrying Handle
- > 104° F Max. Temperature